

129 Municipalities *
in **Bulgaria & Romania**

25,000€

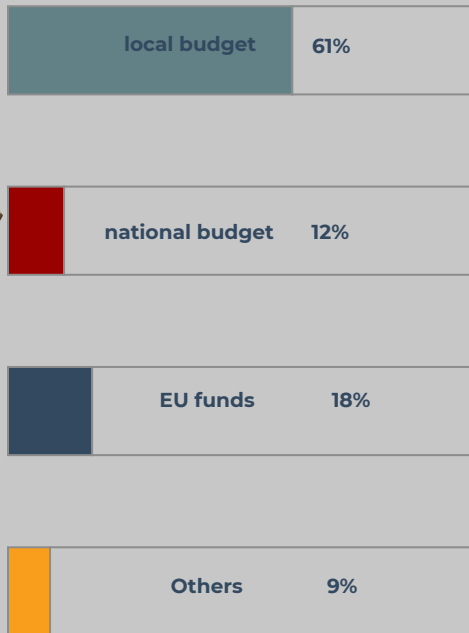
invested by ROMACT / municipality / year

134,825,591€

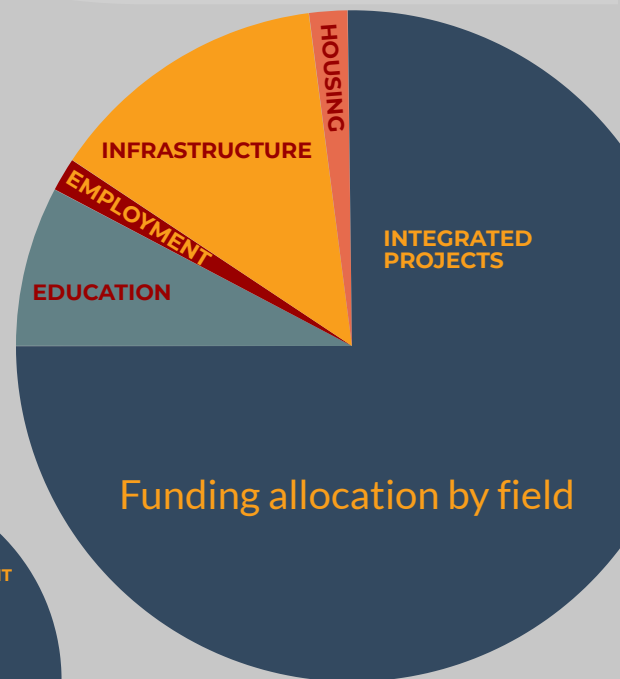
generated through 95 projects with direct ROMACT support

128,502,273€


coming from EU funds



Sources of funding for Joint Action Plans for Roma Inclusion



Funding allocation by field



Municipal staff training attendance by theme



103 municipalities committed



100 Roma Community Action Groups (CAG)



67 Taskforces for Roma Inclusion



67 Joint Action Plans for Roma Inclusion adopted by Local Councils



73 municipalities implemented projects as a result of ROMACT process



593
training and coaching sessions

community development

procedures for accessing property rights
social protection procedures for children with migrant parents

monitoring & evaluation
public procurement

practical steps for implementing the Joint Action Plan measures



5473
participants to training and coaching sessions

local council duty & responsibilities

antidiscrimination measures

project management

intercultural approach in education

fundraising at local level

accessing EEA funds

communication & advocacy

partnership management

accessing EU funds

linking community priorities list to the local development strategy