

ROMACT Overview



Snapshot December 2019

From 2016
ROMACT
Transnational
Cooperation
Component

The ROMACT Methodology consists in 4 steps, implemented over 18 - 22 months, as described in the ROMACT Handbook (available in the Resources section of ROMACT website: <http://coe-romact.org/>)

105 * **in BULGARIA & ROMANIA**

ROMACT Municipalities (October 2013 - December 2019)

In addition to Bulgaria and Romania, ROMACT was implemented in Czech Republic, Hungary, Italy and Slovakia between 2013 and 2017



**STEP 1 -
Becoming
Committed**



**STEP 2 -
Agreeing on
Needs and
Plans**



**STEP 3 - Translating the
Community Priorities List
into concrete measures
and projects**



**STEP 4 - Funding,
implementing and
monitoring of the
process**

103 /105

Municipalities committed to implement the ROMACT Programme

105 /105

Local Capacity Assessment done

86 /105

have Joint Action Plans elaborated by the Community in cooperation with the Local Authorities.

96 /105

Municipalities where Local Authorities were involved in ROMACT capacity building activities

103 /105

Municipalities appointed a Coordinator for the ROMACT Programme

98 /105

Municipalities where Community Needs were assessed

65 /105

Joint Action Plans adopted by Local Councils

105 /105

Municipalities where screening of funding was conducted with the help of ROMACT experts

67 /105

Municipalities created a Municipal Taskforce for Roma inclusion

94 /105

Municipalities where community priorities were listed in preparation for the Joint Action Plans

26 /105

Joint Action Plans included in the mainstream Local Development Strategies

56 /105

Municipalities where project proposals were submitted for funding

100 /105

Community Action Groups established

70 /105

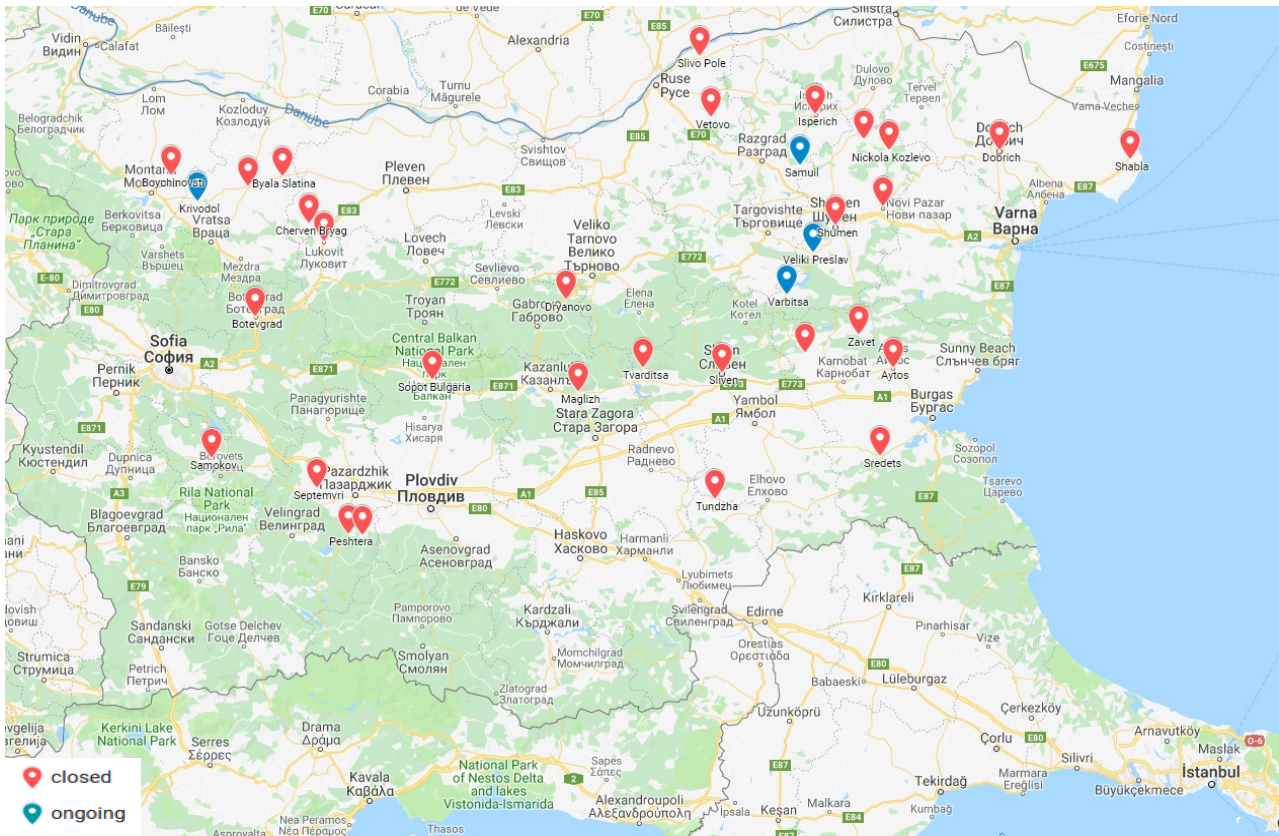
Municipalities are implementing projects as a result of ROMACT

* Total figures comprise ongoing, closed and excluded municipalities.

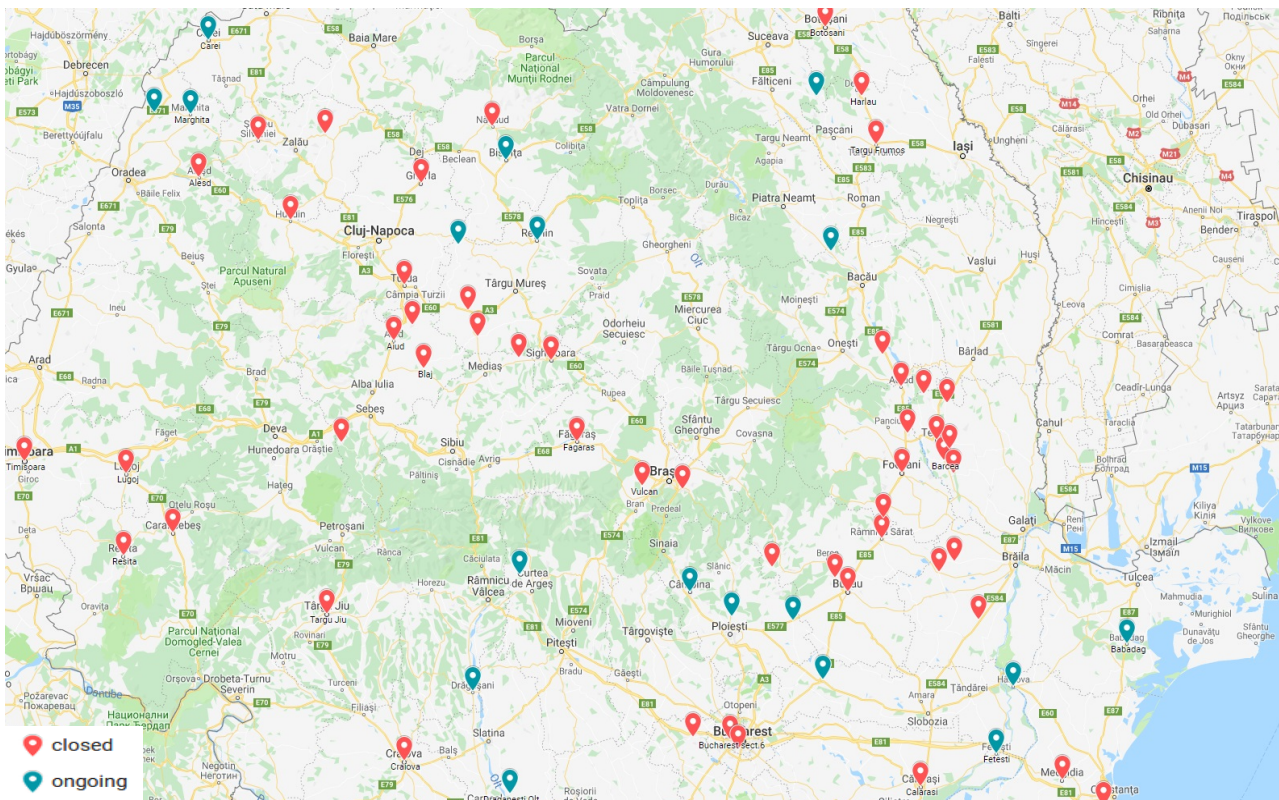
ROMACT in Bulgaria



Snapshot December 2019



ROMACT in Romania



ROMACT in Bulgaria

BULGARIA



Snapshot December 2019

33

Municipalities*

29

Municipalities
Process closed

4

Municipalities
Process ongoing

* excluded municipalities are not counted

Projects supported by ROMACT



25,000 €

invested by ROMACT / municipality / year



15,303,031 €

generated through 45 projects

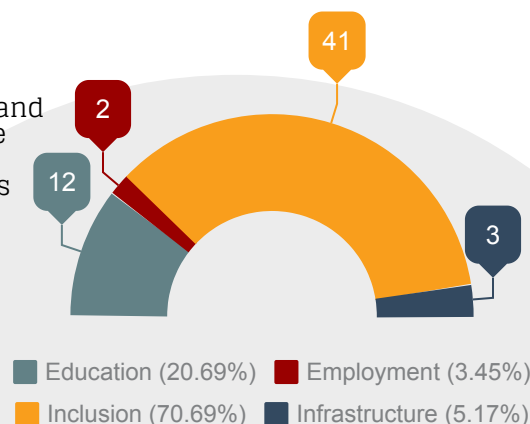


9,975 €

worth of projects currently under evaluation

60

applications for funding prepared and submitted with the assistance of the ROMACT facilitators and experts



EXAMPLES

ROMACT in Isperrich



Empowering women from vulnerable communities

Contribution to the socio-economic integration of women from vulnerable communities by applying Mothers Centre model in 4 Isperrich settlements

102,463 €

Funded under Local Development Strategy of Isperrich under CLLD of Rural Development Programme, OPHRD

Beneficiaries

100 women from 4 Roma settlements



88,821 €

Funded under OPHRD

ROMACT in Krivodol


Krivodol & Borovan - Partners to care for a better life

Improvement of the quality of life and opportunities for social inclusion of people with disabilities and adults through ensuring of number of services in home environment

Beneficiaries

63 people with disabilities & lonely elderly people

Distribution by field



Funding sources

Source	Percentage
National Funds	9.84%
ERDF	8.2%
ESF	72.13%
REF	1.64%
EACEA	6.56%
EEA-NG	1.64%



ROMACT in Bulgaria

BULGARIA



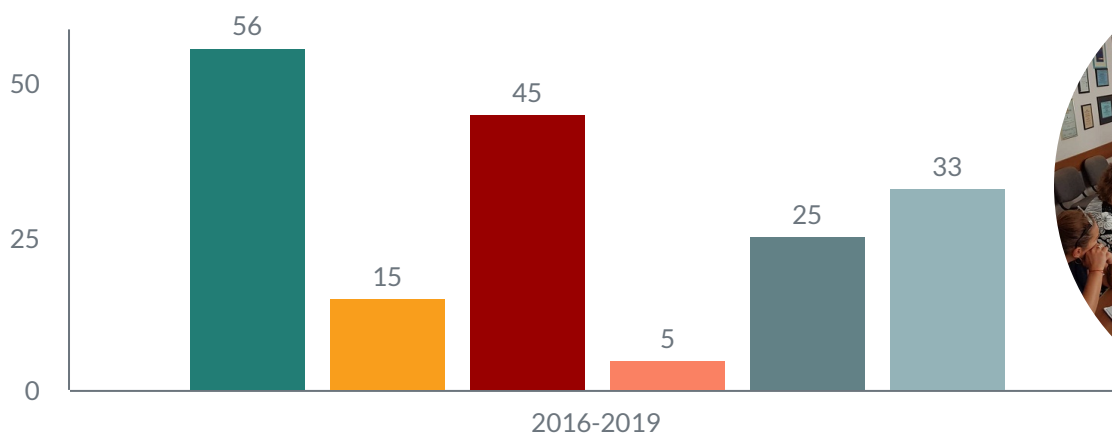
Snapshot December 2019

Examples of activities from the Joint Action Plans / Strategies implemented

179

different interventions, measures and activities funded mainly through local, regional and national budgets

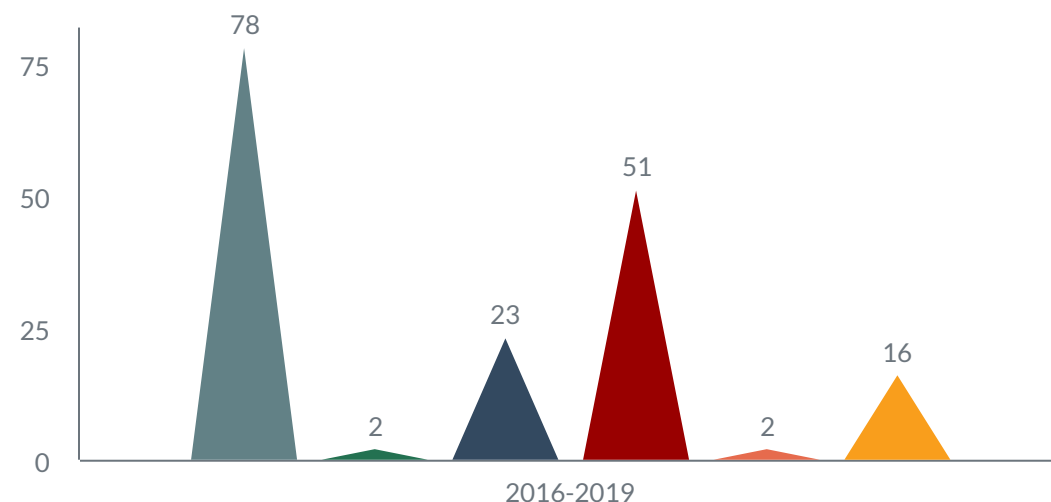
Distribution by field



Education Employment Infrastructure Housing Health Integrated



Distribution by sources of funding



Local Budget Regional Budget National Budget EU funds
UN funds Others (EEA, BG-CH funds)



ROMACT in Bulgaria

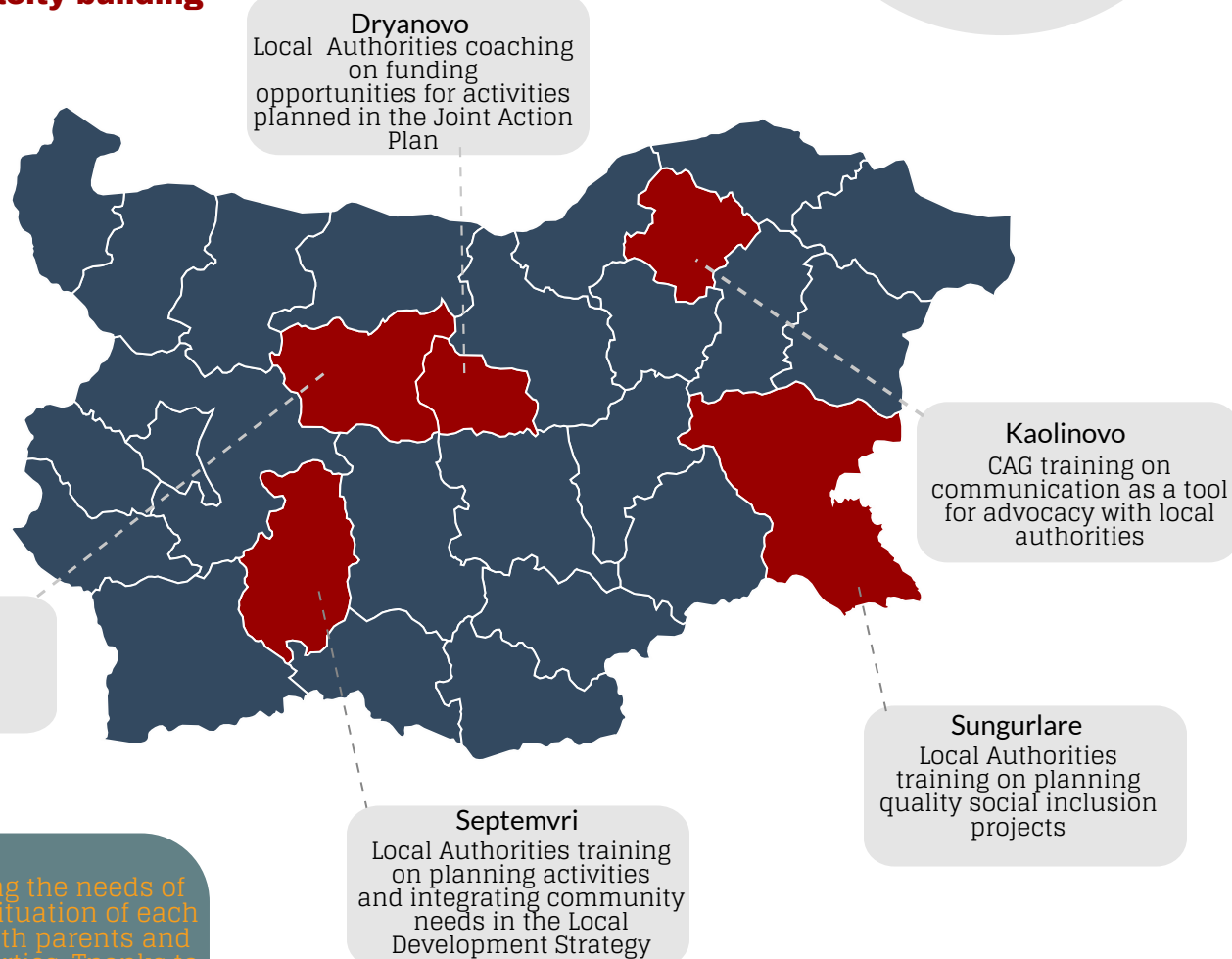
225

training and coaching sessions in 3 years



Snapshot December 2019

Examples of capacity building activities



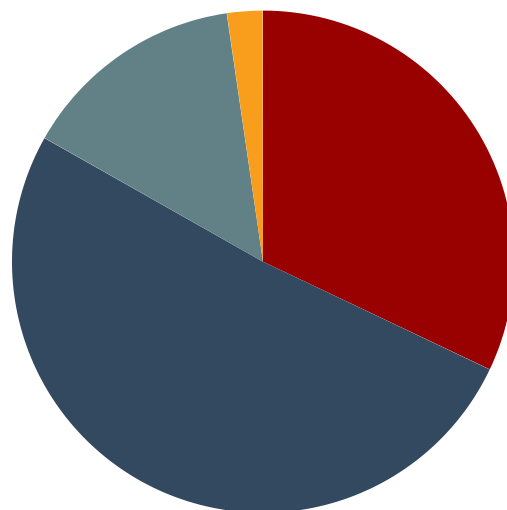
"Better understanding the needs of each child and the situation of each family, partnering with parents and other responsible parties. Thanks to ROMACT training, I understood that this is the basis for successful inclusion."

Municipal staff member, Borovan

Training target groups

1918

participants to training & coaching sessions



Local Authorities (LA) (32.06%) CAG (51.15%)
LA & CAG (14.5%) Other (2.29%)



ROMACT in Romania



Snapshot December 2019

ROMANIA



Projects supported by ROMACT

68
Municipalities

* excluded municipalities are not counted in

52 Municipalities
Process closed

16 Municipalities
Process ongoing



25,000 €

invested by ROMACT / municipality / year



119,522,566€

generated through 50 projects

11,711,408€

worth of projects currently under evaluation

EXAMPLE

ROMACT in Iernut

"Building social blocks"

3 social blocks with 36 apartments

will be build by the end of 2021 with the support of the Romanian Ministry of Regional Development.

2,488,462 €

Funded under the Romanian Programme for Building Social houses under 114/1996 law framework



"Improve the quality of life for Iernut population"

The integrated project includes the construction of 2 social blocks of flats, the sewage and asphaltting of a road and the creation of a multi-functional centre that will include an after school care and should be completed by December 2022.

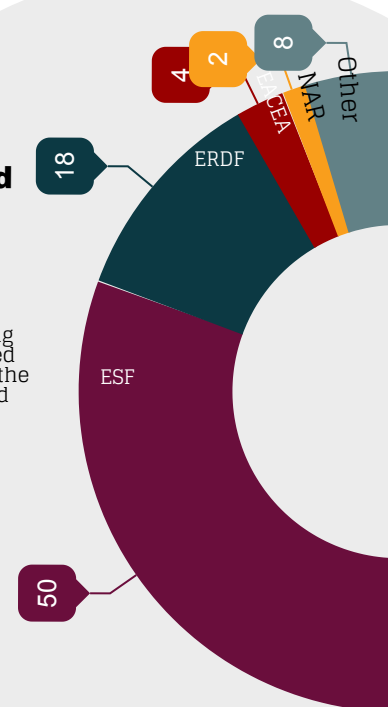
5,017,405 €

Funded under Regional Operational Program 'Priority Axis 13.1'

Projects submitted

82

applications for funding prepared and submitted with the assistance of the ROMACT facilitators and experts



ROMACT in Romania

 Snapshot December 2019

EXAMPLES

Reghin

Rehabilitation of a former school into a Kindergarten "Spiridusii Veseli"



784,900€

Funded under
Regional Operational
Program 'Priority Axis 10'

Beneficiaries

The project will benefit 40 children and
should be finalised by December 2021

Carei

After School for Roma Children



50,000€

Funded by the municipality
for 12 months

Beneficiaries

135 Roma children

Sarmasu

Recruitment of a school mediator



5,000 €

Funded by the
municipality for 12
months

Beneficiaries

250 pupils

Focsani

Focsani municipality local development strategy



8,580,000€

Funded under Regional
Operational Programme

Beneficiaries

Disadvantaged population from 2 Urban
Marginalized Areas (ZUM) will benefit
from a package of hard and soft
measures

ROMACT in Romania



Snapshot December 2019

307

different interventions, measures and activities funded mainly through local, regional and national budgets

Examples of activities from the Joint Action Plans / Strategies implemented

Infrastructure

projects implemented
(water & sewage systems repair, cleaning, speed bumpers, waste collection set up)



19
cities invested local budget

Health

related activities
(information/vaccination campaigns, support in registering for health insurance/ family GP etc.)



21
cities invested local budget

Social housing


projects (building or rehabilitation)



10
cities invested local budget

Mediation

mediators and Roma experts hired by local authorities in



15
municipalities

Education

projects implemented

(Second Chance schools, School after school Programmes, campaigns against drop-out, kindergartens construction)



in **34**
municipalities

IDs

ownership or registration cases addressed by local authorities in 5 municipalities



9
cities invested local budget

Infrastructure

projects implemented
(roads, bridges, sewage and electricity network constructions)

in **32**
municipalities



ROMACT in Romania



Snapshot December 2019

249

training and coaching sessions in 3 years

Examples of capacity building activities

Cluj
CAGs training on community mobilisation

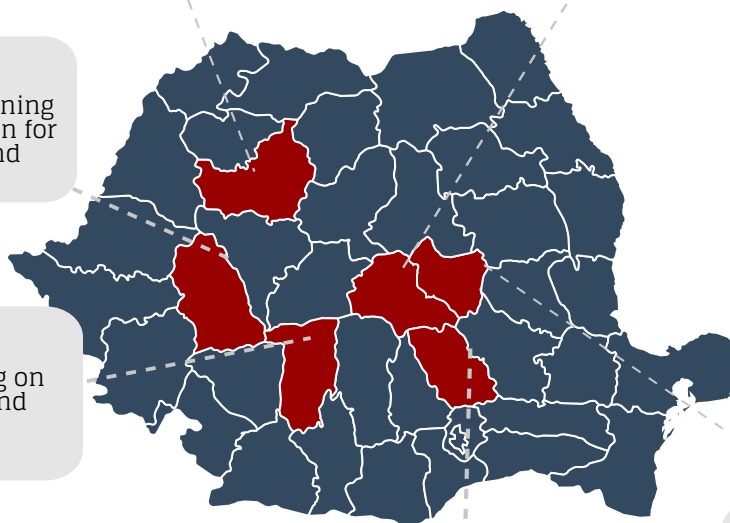
Poiana Brasov
Project Management certified Training
10 municipalities represented

Sarmasu
Local authorities training on children protection for children left behind

" A training course comprehensible to all of us, source of many useful elements for the implementation of future projects ! "

A municipal civil servant after the Project Management Training

Dragasani
Local Authorities training on accessing structural and cohesion funds



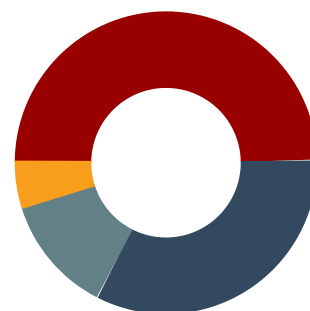

Mizil
Local Authorities and CAG joint coaching on EEA and Norwegian Grants 2014-2021

Covasna
Partnership management Training
12 municipalities

1617

participants to training & coaching sessions in 3 years

Training target groups



■ Local Authorities (LA) (49.58%)
■ CAG (32.77%) ■ LA & CAG (12.61%)
■ Other (5.04%)

ROMACT

Evidence-based support to the national authorities

ROMACT reports and Guides are shared and debated with local, national and European stakeholders, including mayors, associations of municipalities, ministries and European Commission representatives



The implementation of ROMACT Programme implies joint planning with the participation of local communities, revision and update of strategies and plans for Roma inclusion, as well as their integration into the mainstream municipal development strategies and plans.

The study prepared by ROMACT experts identified challenges met in Bulgaria regarding that act of the process. It contributes to the work on mainstreaming of the issues of the vulnerable and marginalized communities, including Roma, in the strategies and plans of municipalities in Bulgaria.

Guide on Social Housing Allocation Criteria

CRITERII DE ATRIBUIRE A LOCUINTELOR SOCIALE
GHID pentru autorități publice locale



This Guide is based on continuous needs assessment in ROMACT municipalities



It comes in support to the Romanian local authorities to better understand the social housing allocation methodology and promote the prevention of discriminatory policies in access to housing.

It combines both legal and social approaches and exemplifies potential restrictive criteria as well as criteria that are accessible and already used by some municipalities.

Read the guide

<http://coe-romact.org/resources>



Analysis of Municipal Development Plans & Integrated Urban Reconstruction & Development plans of municipalities participating in ROMACT

Other ROMACT Reports



Report on the Situation of Social Economy Structures in the ROMACT municipalities



Urban CLLD Projects in Romania. Report on challenges encountered by Local Public Authorities in nine ROMACT municipalities in implementing the 2014-2020 Projects and Recommendations of the Programming period 2021-2027